

# ROTIATING WELDING POSITIONERS

*INDISPENSIBLE FOR MANUAL,  
SEMI-AUTOMATIC OR FULLY  
AUTOMATIC WELDING*




**MODEL 20. VP/A.**

1000 kgs capacity.


Variable speed table rotation 360°

Motorised table tilting through 360°

**ON TRACK TO TURN OUT  
A PERFECTLY ENGINEERED PRODUCT**




For the best welds in the shortest possible time, it is necessary to move the workpiece into downhand welding positions. The Bode "Rotilting" Positioner provides the quickest means of both rotating and tilting through 360° while allowing maximum access to the workpiece.



**MODEL 20. VH/A.**

1000 kgs capacity.  
Variable speed table rotation 360°  
Motorised table tilting through 360°



**MODEL 10. VH/A.**

500 kgs capacity.  
Variable speed table rotation 360°  
Manual tilting 360°  
Table provided with a 250 mm hole.

## Specification:

	5VH/A	10VH/A	10VP/A	20VH/A	20VP/A	30VH/A	30VP/A	40VP/A	50VP/A
Load Capacity – kgs	250	500	500	1000	1000	1500	1500	2000	2500
Centre of Gravity – mm	150	150	150	230	230	230	230	230	305
Eccentricity – mm	150	150	150	150	150	150	150	150	150
Tilt torque – kg/m (Couple)	37.5	75	75	230	230	345	345	460	763
Rotation torque – kg/m (Couple)	37.5	75	75	150	150	225	225	300	375
Table diameter – mm	813	915	915	915	915	1525	1525	1525	1525
Rotation speed – rpm	0.07-1.40	0.07-1.40	0.07-1.40	0.07-1.40	0.07-1.40	0.07-1.40	0.07-1.40	0.05-1.00	0.05-1.00
Tilt speed – rpm	Hand	Hand	1.0	Hand	0.75	Hand	0.75	0.75	0.75
Degree of tilt (table)	360	360	360	360	360	360	360	360	360
Degree of table rotation	360	360	360	360	360	360	360	360	360
Overall length – mm	1375	1600	1600	1950	1950	2500	2500	2520	2600
Overall width – mm	815	915	915	1070	1070	1525	1525	1525	1525
Overall height table level	813	925	925	1029	1029	1500	1500	1500	1500
Shipping weight gross – kgs	433	496	560	604	636	1222	2032	2132	2200
Shipping weight nett – kgs	306	356	446	496	509	1120	1932	2314	2365



The Machine to incorporate the following features:

- Robust fabricated all steel construction.
- Table shaft carried in timken bearings.
- Fully machined table provided with concentric rings and slots to enable workpieces to be readily secured.
- Self-locking worm gear tilt drive.
- Table rotates and tilts through 360°.
- Workpieces can be loaded easily and quickly – no balancing necessary.
- Variable speed table rotation by inverter, or single speed, through 360°.

